



Adams County: By The Numbers

Population

- Adams County population has shrunk 2.0% since 2000, from 68,277 to 66,686 residents.
- From 1970 to 2006, population fell by 3,553 people, an overall decline of 5%.
- High school graduate or higher = 88.8% (US = 84.5%)
- Bachelor's degree or higher = 21.0% (US = 27.4%)

Sex and Age

- 48.6% male, 51.4% female
- The median age today is 39.2, up from 35.4 in 1990.
- 77.3% age 18 and over (US = 75.5%)
- 17.5% age 65 and over (US = 12.6%)

Race and Ethnicity

- 94.4% White
- 2.8% Black
- 0.8% other
- 98% one race
- 99% not Hispanic or Latino

The data on this page come from three primary sources: *US Census (American Community Survey), Bureau of Economic Analysis, and Bureau of Labor Statistics.*

Making Change: Building Community with Data

This document has been compiled to illustrate the areas on which Alliance for Building Community is focused and some of the data that drives our work. You will also see mention of opportunities for others to both get involved and/or utilize our services. We look forward to working with you on issues that will benefit our community.

The Alliance for Building Community (ABC) is a community partnership of individuals and groups working to improve the quality of life for all residents of Adams County. This active partnership looks at our county's challenges and works to find solutions. We are your organization, and there is a place for every citizen at every commitment level. Together, we will make life better in Adams County.

What We Do: ABC is a clearing house for good works in Adams County involving quality of life issues. We provide data, tools, and training for the community to make informed decisions, offer quality programs, and evaluate project outcomes. ABC helps our community research, create, and test long-term solutions to Adams County's challenges. We monitor the overall impact of many projects and report their results. In turn, these results are used to make effective social policy and help community organizations best allocate their resources.

Our Vision: We are committed to creating cooperative community partnerships in order to build the quality of life for every citizen of Adams County.

Our Mission: To facilitate an ongoing community forum where participants mobilize community strengths & resources to address community needs.

Adams County: By The Numbers

Households and Families

- Average household size = 2.33 (US = 2.61)
- Average family size = 2.85 (US = 3.20)
- 27,367 households
 - 18,138 (66.3%) family households (US = 66.6%)
 - 8,139 (29.7%) households with children under 18 (US = 31.0%)
 - 1,696 (6.2%) households of single mothers with children under 18 (US = 7.4%)
 - 7,601 (27.8%) households with one or more people 65 years or older (US = 23.5%)

Income & Employment

- In labor force (16 years and over) = 67.1% (US = 65.2%)
- Median household income = \$44,600 (US = \$52,175)
- Per capita income = \$24,531 (US = \$27,466)
- Families below poverty level = 7.4% (US = 9.6%)
- Individuals below poverty level = 11.8% (US = 13.0%)

School Enrollment

Of the 12,710 (3 years and over) enrolled in school :

- 1,314 are in preschool
- 752 in kindergarten
- 6,806 in grades 1-8
- 3,838 in grades 9-12

Education—helping children and youth achieve their potential



What we know:

- Adams County has a lower percentage of individuals without a high school diploma than the State and the Nation. ¹
- Adams County also has a lower percentage of individuals with a college degree (17.11%) than the State (18.19%) and Nation (19.35%). ²
- Enrollment: 8,793 enrolled in school K-12 (2008-2009 Academic Year) ³
- Expenditures per pupil in Adams County are lower than the Illinois average for both instructional and operating categories. ³
- 66.3% of total enrollment is in elementary school grades 1-8 (2008-2009 Academic Year) ³
- Adams County School Districts instructional spending per pupil averages \$4,754; State average \$5,450 (2006-2007 Academic Year). ³
- Overall 50% of 6th, 8th and 10th grade students reported they feel safe at home, school, and in the neighborhood. ¹
- In 2009, 77% of Adams County 12th graders said it's likely they will complete a post high school program such as vocational training, military service, community college or 4-year college, down from 88% saying this in 2008. ⁷

WHO ARE MOST LIKELY TO BE AFFECTED BY LIFE CHALLENGES?

WHILE ANALYZING A SURVEY OF ADAMS COUNTY RESIDENTS WHICH ASKED ABOUT THE DEGREE TO WHICH THEY ARE AFFECTED BY A VARIETY OF SOCIAL ILLS (ADEQUATE FOOD, HEALTH CARE, HOUSING, SAFETY, AND MORE), WE EXAMINED DEMOGRAPHIC CHARACTERISTICS. THE DATA SHOWS THAT THOSE RESPONDENTS WHO IDENTIFIED A HIGH LEVEL OF CONCERN WITH EVERY ONE OF THE POTENTIAL PROBLEM AREAS SHARE THE FOLLOWING CHARACTERISTICS:

- MORE LIKELY TO BE WOMEN
- LOWER INCOME
- MORE LIKELY TO BE SINGLE OR DIVORCED
- LESS EDUCATED
- LESS LIKELY TO HOLD A FULL-TIME JOB
- ASSESS THEIR GENERAL HEALTH AS POORER
- LESS LIKELY TO THINK THEY CAN HAVE ANY EFFECT IN THEIR COMMUNITY.

WHAT DOES THIS MEAN? IT'S REASONABLE TO ASSUME THAT PROGRAMS FOCUSING ON POPULATIONS WITH THESE CHARACTERISTICS WILL HAVE

Environment—protecting, respecting and enjoying our natural resources

What we know:

- The proposed trail system in and around Quincy consists of 37 miles of trail. By the end of 2008, 15 miles have been completed. ⁹
- The city of Quincy has 883 acres of green space, approximately of 22 acres per 1000 population. ⁸
- Adams County has 2690 acres of dedicated green space, approximately 40 acres per 1000 population which is much higher than the recommended amount of green space. ⁸
- The Adams County Green Coalition was created to encourage citizens and public officials to promote responsible green living. ¹²
- 14.6% of survey respondents reported that access to recreational opportunities was a major or moderate problem for their household ¹
- The Adams County Health Department oversaw the collection of 142 tons of recyclable material in other communities in 2008. ¹⁰
- In 2009, Quincy Recycling processed 1750 tons of recyclable materials from the city of Quincy. ¹¹



Sources for the data in this report include the following: 1) Alliance for Building Community Survey; 2) 2008 Claritas estimates; 3) Illinois State Board of Education; 4) Illinois Behavioral Risk Factor Surveillance System; 5) U.S. Census Small Area Income and Poverty Estimates; 6) Illinois Department of Employment Security; 7) Illinois Youth Survey; 8) Quincy Park District / Illinois Department of Natural Resources / Adams County Land Atlas & Plat Book; 9) Friends of the Trails; 10) Adams County Health Department; 11) Quincy Recycling; 12) University of Illinois Extension—Adams County; 13) Voices for Kids; 14) Search Institute; 15) Illinois Department of Public Health; 16) National Low Income Housing Coalition

Health—improving people's health

What we know:

- The estimated percentage of uninsured children and adults in Adams County was lower than the percentage in Illinois and the nation in 2000. ^{13, 15}
- The percentage of two year olds fully immunized has been above the state percentage and equal to or above the Healthy People 2010 goal. ¹⁵
- The percentage of Adams County adults who meet the recommended guidelines for moderate physical activity was higher than the state and other rural Illinois counties in 2007. ⁴
- The percentage of adults at risk for binge drinking in Adams County was lower than in the state, other rural counties and nationally in 2007. ⁴
- The percentage for Adams County adults who are obese was about the same than the state and lower than rural Illinois counties in 2007. ⁴
- However, the total estimated percentage of Adams County residents who are classified as either being overweight or obese is 70.6%. ⁴
- 7.6% of the respondents to the community survey reported not having any kind of health care coverage. ¹
- 17.1% of the survey respondents said there was a time in the past year when they could not see a doctor because of cost; 20.3% reported not filling a prescription for the same reason. ¹



Income—promoting financial stability and independence


What we know:

- Median household income rose by nearly 19% in eight years. ⁵
- 28% of households have income less than \$25,000; 40.2% of households have income greater than \$50,000. ⁵
- In 2007, 11.8% of the Adams County population lived in poverty, and 16.1% of children under the age of 18 lived in poverty. ⁵
- The Adams County rate of unemployment (6.2%) was lower than the state (6.5%) but higher than the national (5.8%) rates in 2008. ⁶
- 38.3% of total personal income in 2006 was from non-labor sources (investment income; government payments such as Social Security, etc.), up from 27% in 1970. ²
- In 2006, average earnings per job in Adams County (\$32,987) were lower than the state (\$50,788) and the nation (\$47,286). ⁵
- 19.4% of the survey respondents stated that someone in their household receives some sort of public assistance (food stamps, SSDI, etc.). ¹
- Of the issues identified as being the ten most serious problems for their household by survey respondents, all were attributable to poverty. ¹
- In 2008 the hourly wage needed to afford a 2-bedroom apartment at Fair Market Rent (FMR) in Adams County was \$10.15. The estimated hourly wage for renters in Adams County was \$9.50. ¹⁶

RESPONDENTS TO A COUNTY-WIDE SURVEY IDENTIFIED THE FOLLOWING AS EITHER MAJOR OR MODERATE PROBLEMS FOR THEIR HOUSEHOLDS. THE PERCENTAGE OF RESPONDENTS IS IN PARENTHESES.

- *BEING ABLE TO AFFORD UTILITIES (25.4%)*
- *BEING SELF-SUFFICIENT WITH INCOME (21.4%)*
- *BEING ABLE TO AFFORD LEGAL HELP (20.7%)*
- *ABILITY TO AFFORD FOOD (18.2%)*
- *AFFORDABLE HOUSING (15.7%)*

WHAT DOES THIS MEAN? THESE MAY PRESENT OPPORTUNITIES FOR INDIVIDUALS AND ORGANIZATIONS TO CREATE OR EXPAND PROGRAMS THAT ADDRESS THESE ISSUES THAT APPEAR TO AFFECT A LOT OF PEOPLE IN OUR COMMUNITIES.



WHY THE DIFFERENCE IN DATES? In the various citations included on these pages, it may seem curious that referenced years may be different. The reason for this is simply that different sources collect information at different times. Information may appear to be outdated when in fact it's the most current available. The Alliance for Building Community maintains a Community Wellness Report which is updated


Adams County Assessment

The Adams County Alliance for Building Community (ABC) has collected and continues to analyze data resulting from a county-wide assessment. The United Way of Adams County has conducted similar assessments in the past to assist in their work by identifying community needs and assigning priorities for funding to their partner agencies. ABC is building on that tradition by using these data to measure the impact of existing efforts and to contribute to the creation of new programs to address identified needs.

In addition to a series demographic questions, the survey focused on a battery of questions relating to twenty-four social issues—poverty, child care, adequate employment, and more—asking the respondents to rank them according to the effect on them and their neighbors. Additional question sets looked at respondents' perception of their respective communities and others examining attitudes toward underage substance abuse and sexuality.

A copy of the survey can be reviewed and downloaded from the ABC website (below). In addition, a more complete summary of the results of this assessment will be available for download from that website.

Organizations can also use the data from this survey collection effort for their own planning efforts by working with the ABC Research & Evaluation Committee. For more information, contact Laura Hyde: 223-8380; lhyde@illinois.edu.



you do it
+ we measure it

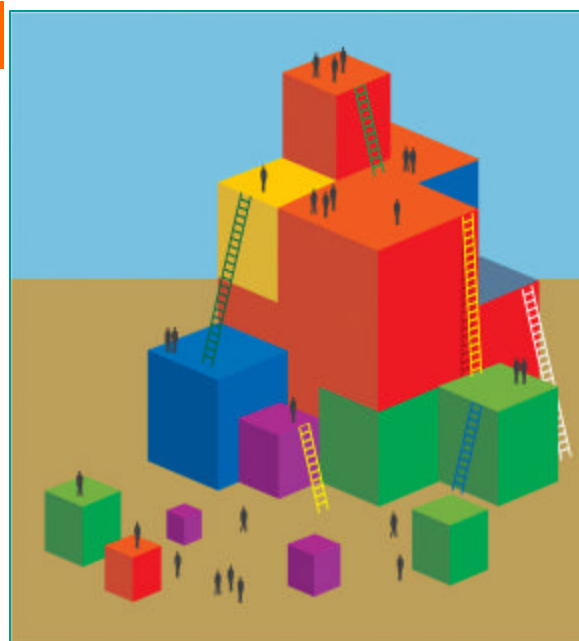
tangible results

<http://www.allianceforbuildingcommunity.org>

Leadership Delegations

Since 2003, ABC has partnered with local groups and individuals to address quality-of-life topics and have had success in this effort. Now, ABC is focusing its attention on engaging the general community in identifying key concerns and opportunities for growth & advancement. ABC will do this by forming Leadership Delegations – teams of community members invited to participate in decision-making about critical issues in the community—around four issue areas: Education, Health, Income and Environment.

The purpose of the Leadership Delegations (LD) is to increase dialogue between residents and leaders and to educate and create a stronger awareness of the critical issues facing Adams County. LDs will meet over the course of 9-12 months to review, address, and make recommendations for critical issues identified by the community through assessment. ABC will facilitate & support each LD with data, research, and evaluation tools to foster a partnership and increase communication between ABC, community organizations, and residents of Adams County.



**IF YOU ARE INTERESTED IN PARTICIPATING IN A LEADERSHIP DELEGATION, CONTACT:
LAURA HYDE, ABC COORDINATOR; 223-8380; LHYDE@ILLINOIS.EDU.**